

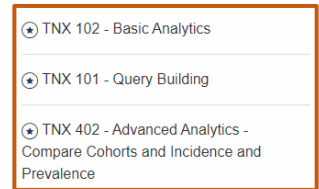
TRINETX HELP CENTER

TriNetX provides training and reference documents on their website, which is accessible within the TNX platform. You must be logged in to see these materials.

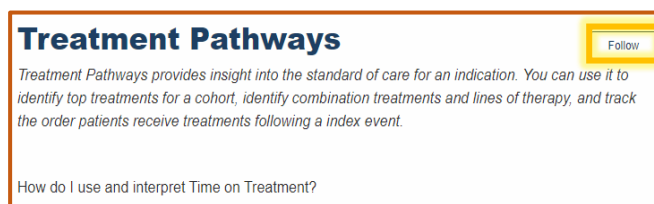
Help Center is the main index page for all of their resources, and can be accessed via the small Question Mark in the upper right of your TNX screen. Once on this page, you can access more helpful features.



Training Center has webinars and short training videos for the basics through advanced analytics.



FAQs is a wealth of information from their Dataset Dictionary through How to Query for COVID. You'll find explanations on Outcomes Analytics, Treatment Pathways, and more.



Note: Click on the header for a FAQ section to see the section in its entirety. If you would like to be alerted to new entries for that category, click to **Follow**.

Notable FAQs – you may find these and other FAQs helpful

Datasets >

Where can I download a dataset data dictionary?

About the Data >

Which coding systems does TriNetX use to present data?

How do you recommend querying for COVID-19 patients?

Explore Cohort >

How are patient counts obfuscated in Explore Cohort results?

Outcomes Analytics >

In outcomes analytics, what terms are restricted to protect PHI?



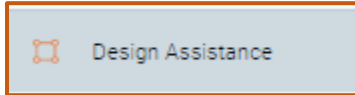
Resources hosts TNX newsletters, upcoming new features, and query strategy guides.



Community is a forum for other users of TNX to ask questions and share tips.

DESIGN ASSISTANCE: DON'T PULL YOUR HAIR OUT!

Built your query, tried everything, and it still doesn't seem quite right?



Within your created study, you can select Design Assistance from the left-side menu to message a TNX expert helper about your difficulty. TNX responses are enlightening and thorough, and come to your email. They will often build you a fresh query within your study to demonstrate their instruction.

Important

Please use Design Assistance sparingly - only when you are confident you have exhausted other resources. We want to ensure this human resource is available, and not overtaxed, when we truly need it.

STONY BROOK TRINETX: WWW.STONYBROOKMEDICINE.EDU/TRINETX

Visit our internal site for more supporting resources and information about the platform.

One can also request a TNX account by clicking "Request an Account/Service", and completing the form. Accounts are created by TNX and may take a couple of days.

The documentation section houses such things as:

- TNX Sample Data File
- TNX Data Dictionaries
- Sensitive terms restricted to protect PHI in datasets
- Statement of Liability Data Use Agreement
- SBM Template for IRB HIPAA Waiver for Subject Recruitment

